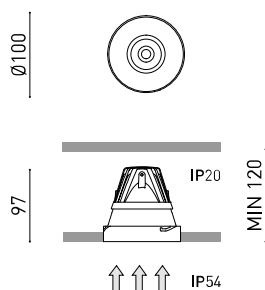




### Dimensions



### Accessories



DRIVER OPTIONS



HIGH CHROMATIC LED

### PRODUCT

|           |                               |
|-----------|-------------------------------|
| Name      | BUDDY L TRIMLESS SPOT 3500K N |
| Reference | A5681013N                     |
| Colour    | Matt black                    |
| RAL       | 9005                          |
| Category  | CEILING RECESSED              |

### LIGHT SOURCE

|                        |                 |
|------------------------|-----------------|
| Type                   | LED             |
| Gross luminous flux    | 1600 / 2120 lm  |
| Colour temperature     | 3500 K          |
| Chromatic stability    | MacAdam Step 2  |
| Colour Rendering Index | CRI>90          |
| Power                  | 8,1 / 11,5 W    |
| Efficacy               | 197 / 183 lm/W  |
| LED lifespan           | L80B10 >66.000h |

### LIGHTING FIXTURE | PHOTOMETRIC DATA

|                     |     |
|---------------------|-----|
| Lighting efficiency | 67% |
| Light beam angle    | 32° |

### LIGHTING FIXTURE | ELECTRICAL DATA

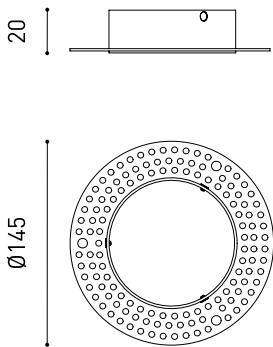
|                             |                                     |
|-----------------------------|-------------------------------------|
| Driver                      | Excluded                            |
| Dimming                     | No Dim / DALI / Casambi / Phase Cut |
| Electrical insulation class | II                                  |

### OTHER DATA

|                      |                                                     |
|----------------------|-----------------------------------------------------|
| Sealing              | IP54                                                |
| Wireless control     | Please Consult                                      |
| Recess measurements  | Ø105 mm                                             |
| Weight               | 230 g                                               |
| Packaged weight      | 351 g                                               |
| Packaging dimensions | 190 x 142 x 114 mm                                  |
| Units per package    | 1                                                   |
| Materials            | Aluminium / Polycarbonate / Polymethyl Methacrylate |



The sophistication of recessed lighting. Buddy is here to maximise the luminous performance of the classic recessed luminaire. It emerges with a solid and purposeful design, greater energy savings and excellent visual comfort. The product family comes in several versions with four opening angles -flood, medium, spot and super spot-. The dim to warm technology enables Buddy to facilitate comfort to the space by dimming the intensity and colour temperature. Furthermore, with the tunable White feature it can be controlled independently. Its four versions per position demonstrate its versatility: recessed, trimless, tilt and the tilt trimless version, which maintains its light output at all opening angles.



| PRODUCT   |                            |
|-----------|----------------------------|
| Model     | BUDDY L Trimless Accessory |
| Reference | A568-10-90                 |
| Material  | Iron                       |
| Coating   | Zinc plated                |
| Category  | Accessories                |

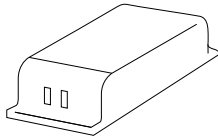
MANDATORY FOR INSTALLATION



Ø105



| DRIVER OPTIONS           |                                                                                               |            | P                  | I     | CCT        | Flux   |
|--------------------------|-----------------------------------------------------------------------------------------------|------------|--------------------|-------|------------|--------|
| BUDDY L 1                |  NO DIM      | 0433-01-37 | 8,1W               | 250mA | 2700K      | 1500lm |
|                          |                                                                                               |            |                    |       | 3000K      | 1560lm |
|                          |                                                                                               |            |                    |       | 3500K      | 1600lm |
|                          |                                                                                               |            |                    |       | 4000K      | 1600lm |
| BUDDY L 2                |  NO DIM    | 0433-00-21 | 11,5W              | 350mA | 2700K      | 2010lm |
|                          |  DALI      | 0433-01-40 |                    |       | 3000K      | 2090lm |
|                          |  CASAMBI   | 0433-01-43 |                    |       | 3500K      | 2120lm |
|                          |  PHASE CUT | 0433-01-39 |                    |       | 4000K      | 2120lm |
| BUDDY L<br>Super Spot    |  NO DIM    | 0433-01-38 | 11,6W              | 650mA | 2700K      | 1430lm |
|                          |  DALI      | 0433-01-41 |                    |       | 3000K      | 1510lm |
|                          |  CASAMBI   | 0434-01-98 |                    |       | 3500K      | 1570lm |
|                          |                                                                                               |            |                    |       | 4000K      | 1610lm |
| BUDDY L<br>Tunable White |  DALI      | 0433-01-42 | 11,6W              | 350mA | 1800-4000K | 1270lm |
|                          |                                                                                               |            |                    |       | 2700-5000K | 1630lm |
| BUDDY L<br>Dim to Warm   |  DALI      | 0433-01-40 | 11,6W              | 350mA | 1800-3000K | 1280lm |
|                          |  CASAMBI   | 0433-01-43 |                    |       |            |        |
|                          |  PHASE CUT | 0433-01-39 |                    |       |            |        |
| 220<br>240 V~            |                                                                                               |            | 48V Please Consult |       |            |        |



DRIVER

|            |                                    |
|------------|------------------------------------|
| 0433-01-39 | DRIVER LED 18W PH.CUT CONFIG.350mA |
|------------|------------------------------------|

PHASE CUT DIMMERS TESTED FOR COMPATIBILITY:

| Brand / Manufacturer | Model number                        | Dimming Type           |
|----------------------|-------------------------------------|------------------------|
| Busch                | 2247U                               | Leading edge           |
| Busch                | 6523 U                              | Leading edge           |
| Legrand              | Cat 400T                            | Trailing edge          |
| Legrand              | 6708300%                            | Trailing edge          |
| Legrand              | 77006200%                           | Trailing edge          |
| NIKO                 | 310-01900                           | Trailing edge          |
| NIKO                 | 310-02700                           | Trailing edge          |
| NIKO                 | 310-02800                           | Trailing edge          |
| OSRAM                | MCU Te250                           | Trailing edge          |
| Siemens              | 5TC8 284                            | Trailing edge          |
| Diginet              | MEDM/LED Smart phase<br>(DGLCDM400) | Trailing edge          |
| Clipsal              | 32ELED                              | Trailing edge          |
| Hager B&R            | WBMD400LED                          | Trailing edge          |
| V-PRO                | 250W MAX. GLS                       | Trailing edge          |
| SG                   | LEDDIM 400                          | Trailing edge          |
| ELKO                 | 316 GLED                            | Leading edge           |
| Hamilton             | LEDIT-B100                          | Trailing edge          |
| VLTIMATE             | GU6012L                             | Trailing edge          |
| SHUTTLE              | SDIM-T-LED500W                      | Leading edge           |
| RADIANT              | LEDDIMO4-500W                       | Trailing edge          |
| GIRA                 | 238500%                             | Trailing /Leading edge |
| JUNG                 | 122400%                             | Trailing /Leading edge |

THE PARTICULAR CONDITIONS OF EACH INSTALLATION AND THE SPECIFICATIONS AND CONDITIONS OF USE OF EACH REGULATOR, MAY DIFFER FROM THOSE CONSIDERED IN THE COMPATIBILITY TESTING, AND AFFECT ITS PERFORMANCE IN SAID INSTALLATION.

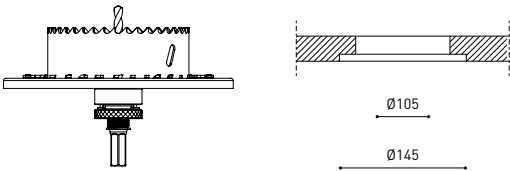
FOR MORE INFO, PLEASE CONSULT



INSTALLATION GUIDE  
[https://youtu.be/sa\\_xAgj4ji4](https://youtu.be/sa_xAgj4ji4)



| PRODUCT   |                              |
|-----------|------------------------------|
| Model     | Trimless Tool D105 X D145 MM |
| Reference | A478-00-06                   |
| Category  | Accessories                  |



| Vivid Model<br>Colour Temperature                                                                     | 2700K | 3000K | 3500K | 4000K | Light Pink |
|-------------------------------------------------------------------------------------------------------|-------|-------|-------|-------|------------|
|  Reading             |       |       | ●     | ●     |            |
|  Fruits & Vegetables |       | ●     | ●     |       |            |
|  Bakery              | ●     |       |       |       |            |
|  Retail              |       | ●     | ●     |       |            |
|  Cosmetics           |       |       | ●     | ●     |            |
|  Meat                |       |       |       |       | ●          |
|  Fish                |       |       |       | ●     |            |
|  Seafood            |       |       |       | ●     | ●          |

## High Chromatic LED

For commercial product showcasing.

Arkoslight offers, in some of its products, the possibility to incorporate a special LED designed to enhance the visual presentation of goods and products for commercial purposes.

This high-chromaticity LED is selected to highlight tones that encourage a positive psychological perception of the illuminated object.

The light source provides a more attractive and intense colour palette than a conventional LED. This is achieved through a specific LED configuration under a "special saturation parameter," allowing colours and textures to appear more vivid within the visible spectrum.

The diode and its phosphor coating are carefully selected for each application.



Fuente de luz (LED) reemplazable por un profesional autorizado

Replaceable (LED only) light source by an authorized professional.

Source lumineuse (LED) remplaçable par un professionnel agréé

Sorgente luminosa (LED) sostituibile da parte di un professionista autorizzato

Austauschbare (LED) Lichtquelle durch einen autorisierten Fachmann



Equipo de control reemplazable por un profesional autorizado

Replaceable control gear by an authorized professional

Dispositif de commande remplaçable par un professionnel agréé

Alimentatore sostituibile da parte di un professionista autorizzato

Auswechselbares Betriebsgerät durch autorisierten Fachmann

## Instrucciones para el final de vida y la eliminación de los componentes:

## Instructions on end-of-life and component disposal:

## Instructions pour la gestion des composants en fin de vie et leur mise au rebut :

## Istruzioni per il fine vita e lo smaltimento dei componenti:

## Anweisungen zur entsorgung der Leuchtenkomponenten:



Interrumpir la alimentación del aparato  
Cut the power supply to the luminaire  
Couper l'alimentation du luminaire  
Interrompere l'alimentazione dell'apparecchio  
Stromversorgung der Leuchte unterbrechen



Quitar la(s) fuente(s) de luz para el desecho  
Remove light source(s) for disposal  
Retirer la (les) source(s) lumineuse(s) pour l'élimination  
Rimuovere la/le sorgente/e di luce per lo smaltimento  
Lichtquelle(n) zur Entsorgung entfernen



Quitar la batería para el desecho  
Remove the battery for decommissioning  
Retirer la batterie pour sa mise au rebut  
Rimuovere la batteria per la dismissione  
Die Batterie ordnungsgemäß entsorgen



Quitar el equipo de control para el desecho  
Remove control gear for disposal  
Retirer le dispositif de commande pour l'élimination  
Rimuovere l'alimentatore per lo smaltimento  
Betriebsgerät zur Entsorgung ausbauen

Enviar los materiales a un centro de recogida RAEE  
Send the materials to a WEEE collection centre  
Envoyer les matériaux dans une déchetterie DEEE  
Inviare i materiali ad un centro di raccolta RAEE  
Die Materialien in einem WEEE-Zentrum entsorgen

